

<b>Committee(s):</b> Streets and Walkways Sub- Committee.	<b>Date:</b> May 2017
<b>Subject:</b> Quarterly summary of City of London Police targeted roads policing activity.	<b>Public</b>
<b>Report of:</b> Insp. Sarah Smallwood	<b>For Information</b>
<b>Report author:</b> Insp. Sarah Smallwood Transport and Highways Operations Group City of London Police Uniform Policing	

### Summary

This report contains details of recent and forthcoming planned criminal enforcement and educational activity carried out by the City of London Police Transport and Highways Operations Group (THOG) in support of the City of London Road Danger Reduction Plan, National Police enforcement campaigns, and public safety.

Additional Traffic enforcement and educational activity is carried out by other sections of the City of London Police that are not reported here, such as the remote enforcement of speeding offences in Upper and Lower Thames Street, and on Tower Bridge.

### Recommendation(s)

Members are asked to note the report.

### Main Report

#### Background

1. In January 2017 we continued an education campaign launched in December 2016 on obscured vision with the support of TfL as the attachment of mobile phones, Satellite Navigation, and other devices, to the interior of vehicle windscreens has been identified as a safety issue.

Operation Regina looked at Taxi and Private Hire vehicles and was carried out during the day and at night, with some supported by Public Carriage Office and Department for Work and Pensions Office enforcement Officers.

A National Police Chief Council (NPCC) Mobile phone campaign was also carried out.

All officers were deployed for the taxi demonstrations at Bank Junction for a week in January.

Cycle security marking in conjunction with the Thames Tideway site was also carried out as part of a Cyclist education initiative with them.

2. In February, we carried out pedal cycle enforcement and held an Exchanging Places roadshow.

Participation in the NPCC 'Operation Truck and Bus' focused on enforcement of those vehicle types.

Operation Regina focused on Taxi and Private Hire enforcement.

Another operation planned to enforce the carriage of dangerous goods regulations had to be cancelled for safety reasons due to weather conditions.

3. In March we participated in the NPCC mobile phone and seatbelt enforcement campaigns and Operation Regina Taxi and Private Hire enforcement.

Other planned activities were cancelled or rescheduled to divert resources to other policing priorities.

4. In the quarter April to June 2017, we have planned NPCC campaigns on mobile phone use, Carriage of Dangerous Goods, seatbelts, motorcycles, and speeding.

We have additional operations scheduled in conjunction with Public Carriage Office on Taxi and Private Hire vehicles.

Further operations will be undertaken on drink and drug driving and TISPOL Operation Trivium, targeting foreign national offenders.

## Current Position

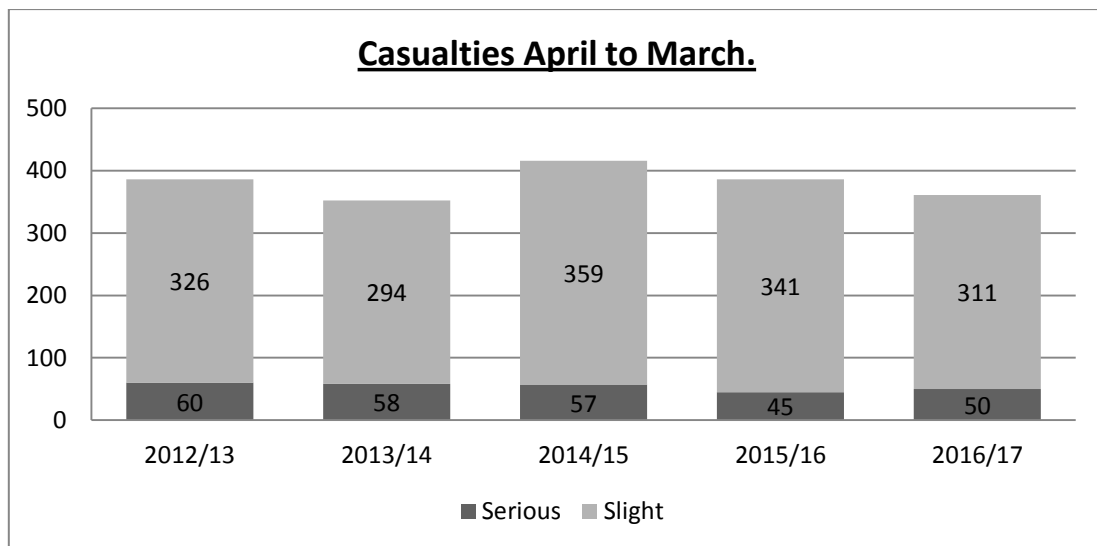
### 5. Collisions (by category of injury)

	Apr	May	Jun	Jul	Aug	Sep	Oct	Nov	Dec	Jan	Feb	Mar
FATAL	0	0	0	0	0	0	1	1	0	0	0	0
SERIOUS	4	2	4	6	4	2	6	5	1	4	5	4
SLIGHT	30	21	24	23	24	24	22	43	29	14	11	14

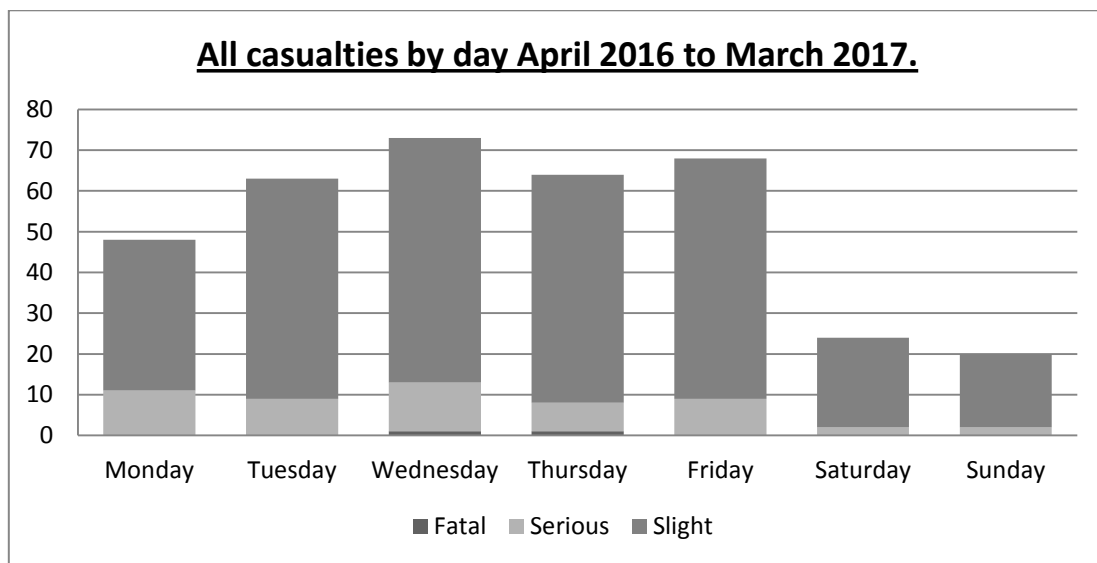
Casualty severity definition can be found at Appendix 1

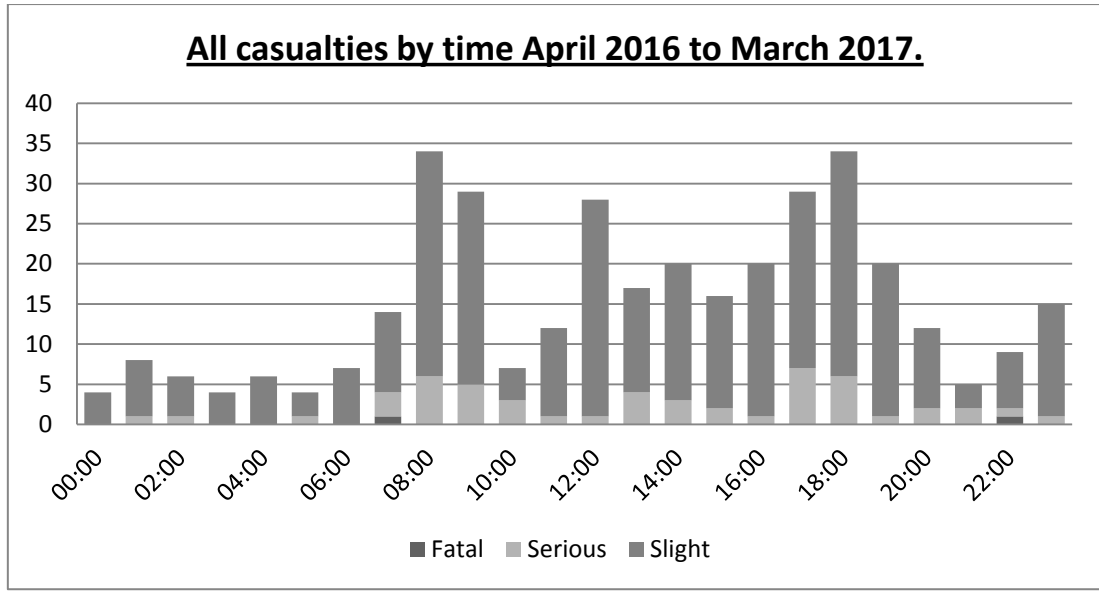
The number of reported personal injury collisions and casualties in the last 3 months has been lower than those in previous years, and this has reduced the overall number for the 2016/17 Financial Year as can be seen in the table below.

Casualties for months of:												
	April 16 to March 17				April 15 to March 16				April 14 to March 15			
CLASSIFICATION	FATAL	SER.	SLIGHT	TOTAL	FATAL	SER.	SLIGHT	TOTAL	FATAL	SER.	SLIGHT	TOTAL
PEDESTRIANS	1	21	77	99		25	86	111	1	21	101	123
PEDAL CYCLES		15	123	136	1	10	123	134	3	18	127	148
POWERED 2 WHEEL	1	8	60	69		7	49	56		7	69	76
CAR OR TAXI		1	34	35			48	48		3	34	37
P.S.V.		3	14	17		2	20	22		3	21	24
GOODS			3	3			11	11		1	6	7
OTHER				0			4	4			1	1
<b>Total Casualties</b>	<b>2</b>	<b>48</b>	<b>311</b>	<b>361</b>	<b>1</b>	<b>44</b>	<b>341</b>	<b>386</b>	<b>4</b>	<b>53</b>	<b>359</b>	<b>416</b>
<b>PI Collisions</b>	<b>2</b>	<b>47</b>	<b>279</b>	<b>328</b>	<b>1</b>	<b>44</b>	<b>302</b>	<b>347</b>	<b>4</b>	<b>52</b>	<b>317</b>	<b>373</b>

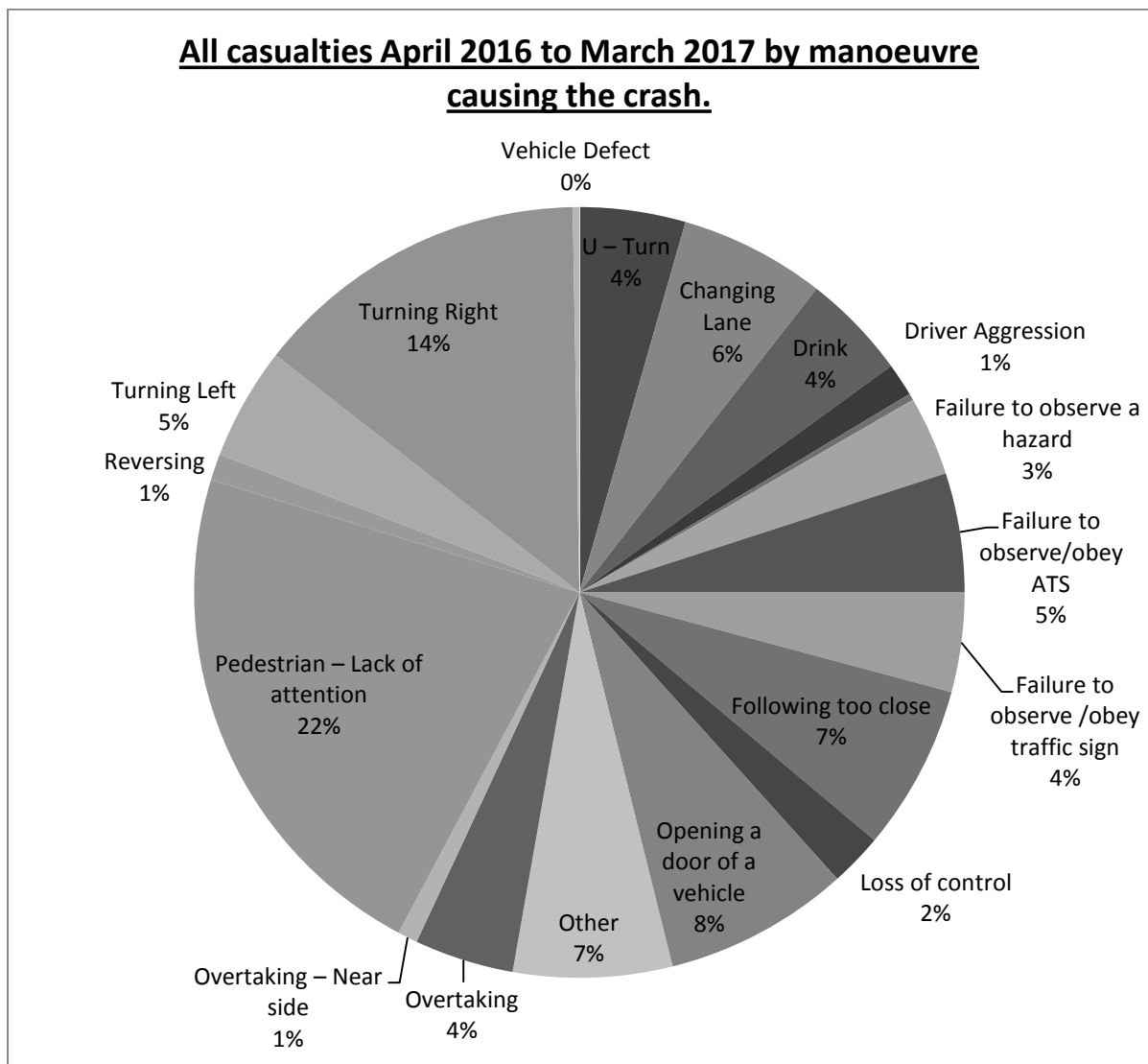


## 6. Casualties (by Time and Day)

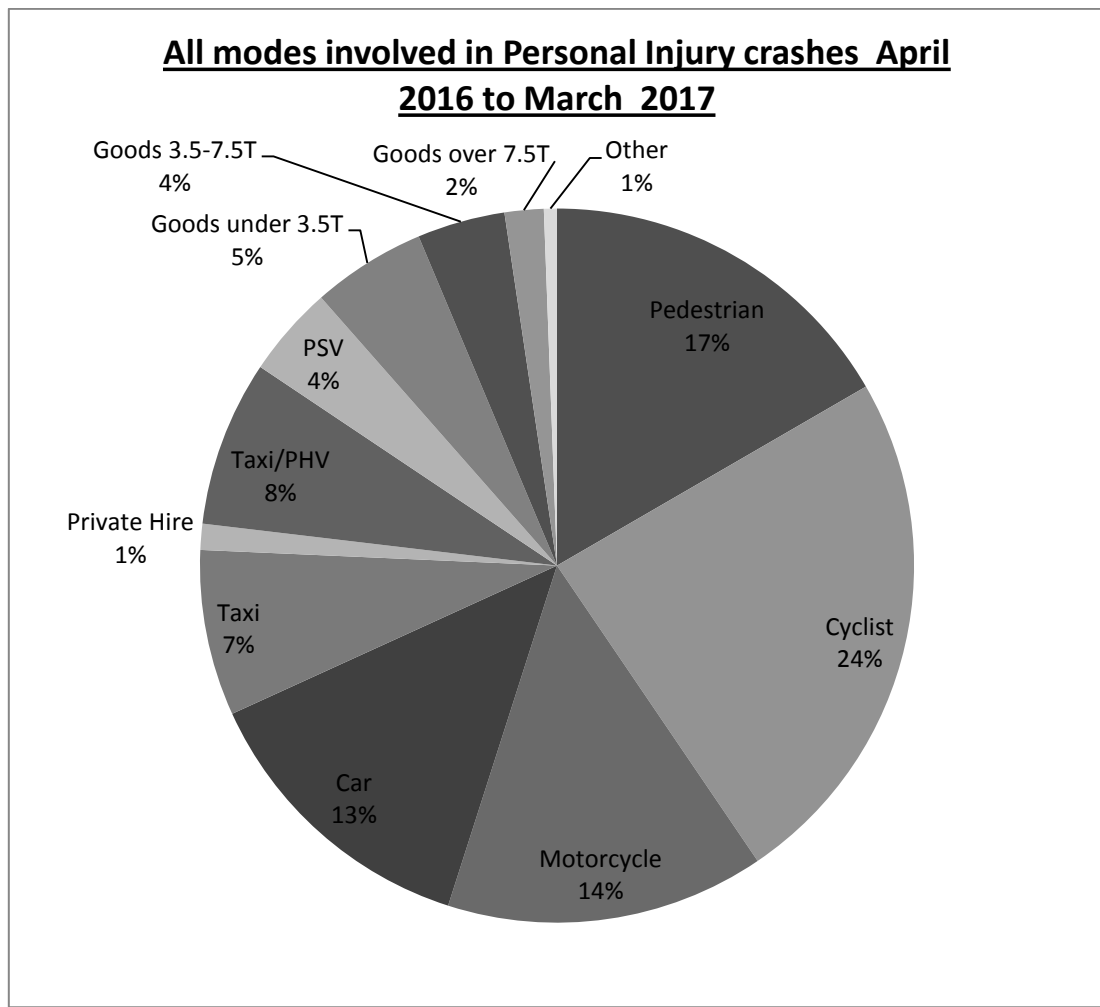




**7. Manoeuvres resulting in collisions**

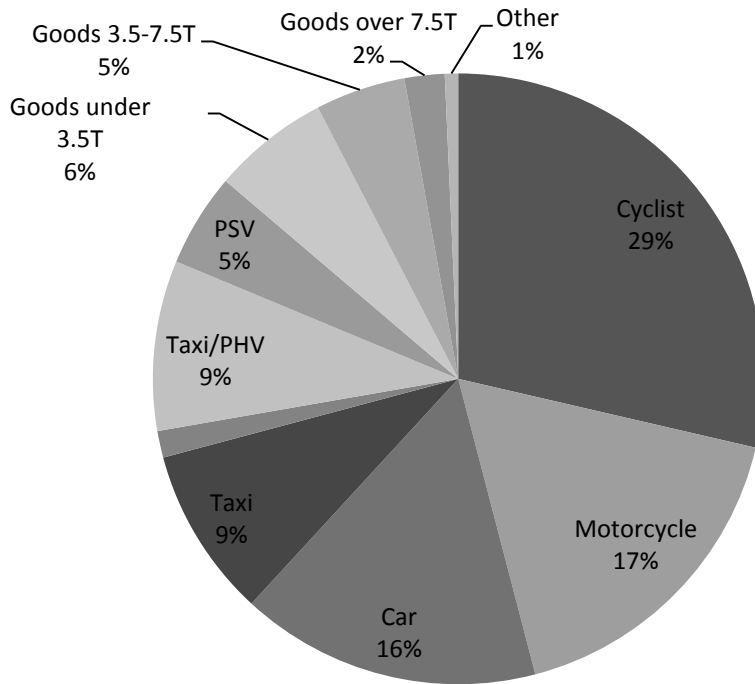


## 8. Modes involved by percentage

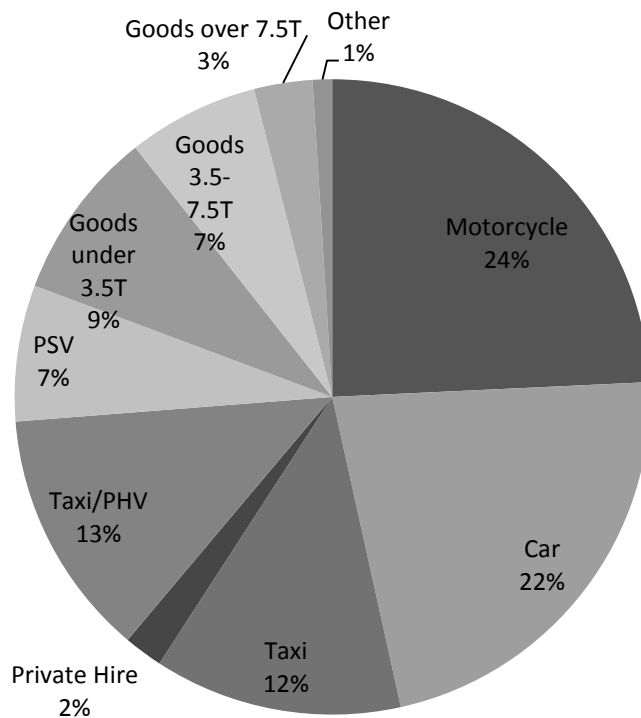


Some vehicles are classed as Taxi/Private Hire in the following chart as it is not possible from the information available to identify which they are, whilst some are definitely Taxis.

**All vehicles involved in Personal Injury crashes April 2016 to March 2017**



**All motor vehicles involved in Personal Injury crashes April 2016 to March 2017**



## 9. Enforcement activity

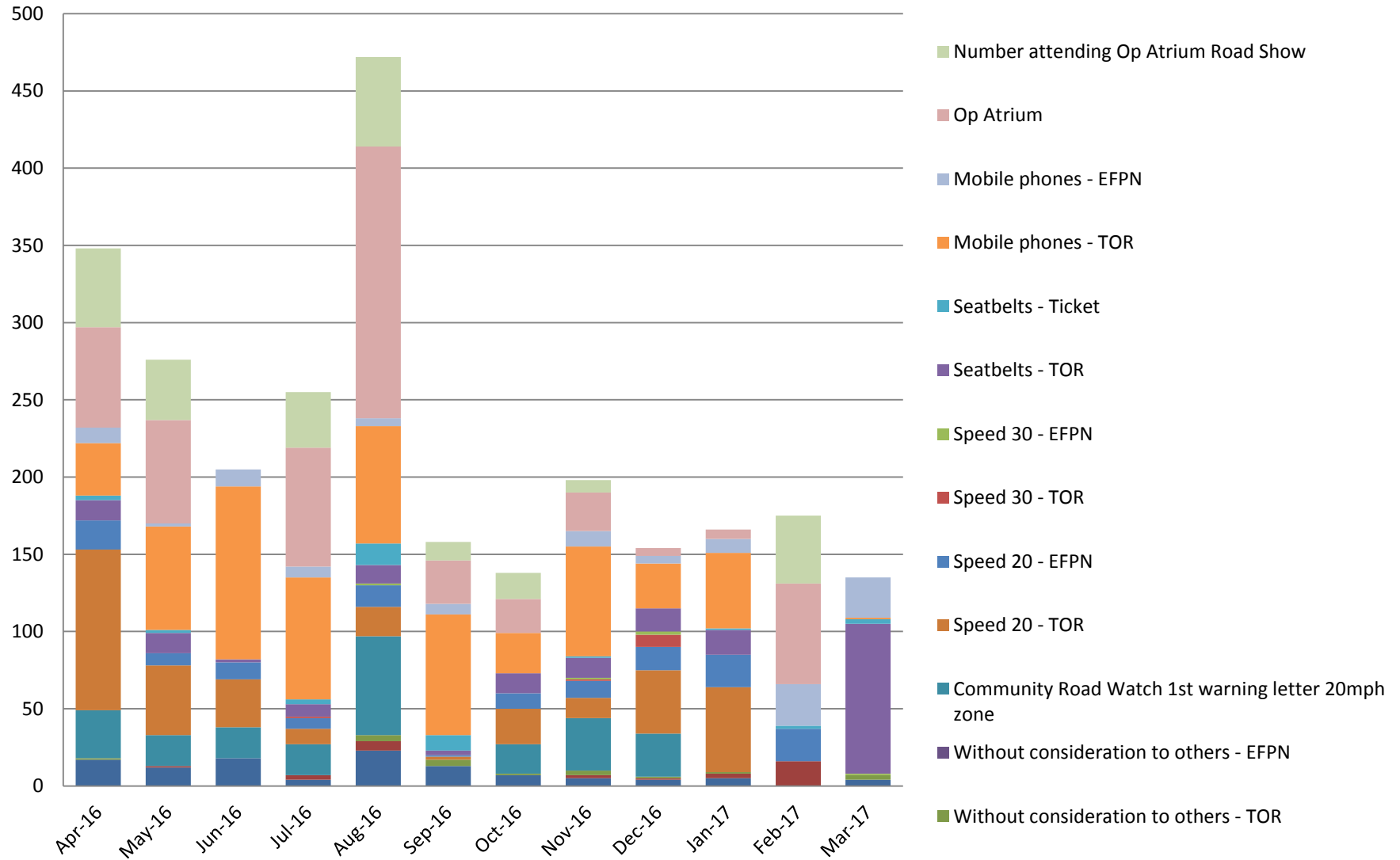
	Apr-16	May-16	Jun-16	Jul-16	Aug-16	Sep-16	Oct-16	Nov-16	Dec-16	Jan-17	Feb-17	Mar-17	TOTAL
Without due care and attention - TOR	17	12	18	4	23	13	7	5	4	5	0	4	112
Without due care and attention - EFPN	0	1	0	3	6	0	0	2	1	3	16	0	32
Without consideration to others - TOR	1	0	0	0	4	4	1	3	1	1	0	3	18
Without consideration to others - EFPN	0	0	0	0	0	0	0	0	0	0	0	0	0
Community Road Watch 1st warning letter 20mph zone	31	20	20	20	64	0	19	34	28	0	0	0	236
Speed 20 - TOR	104	45	31	10	19	2	23	13	41	55	0	0	343
Speed 20 - EFPN	19	8	11	7	14	1	10	11	15	21	21	0	138
Speed 30 - TOR	0	0	0	1	0	0	0	1	8	0	0	0	10
Speed 30 - EFPN	0	0	0	0	1	0	0	1	2	0	0	1	5
Seatbelts - TOR	13	13	2	8	12	3	13	13	15	16	0	97	205
Seatbelts - Ticket	3	2	0	3	14	10	0	1	0	1	2	3	39
Mobile phones - TOR	34	67	112	79	76	78	26	71	29	49	0	1	622
Mobile phones - EFPN	10	2	11	7	5	7	0	10	5	9	27	26	119
Op Atrium	65	67	0	77	176	28	22	25	5	6	65	0	536
Number attending Op Atrium Road Show	51	39	0	36	58	12	17	8	0	0	44	0	265
Total enforcement activity for month	348	276	205	255	472	158	138	198	154	166	175	135	2680

TOR – Traffic Offence Report

EFPN – Endorsable Fixed Penalty Ticket

Operation Atrium – Cycle enforcement activity

### City Police Roads Policing Enforcement activity April 2016 to March 2017.





## **Appendices**

### **Appendix 1**

Definitions used in recording of collision data.

#### **Inspector Sarah Smallwood**

City of London Police

T: 020 7601 2177

E: [sarah.smallwood@cityoflondon.pnn.police.uk](mailto:sarah.smallwood@cityoflondon.pnn.police.uk)

## Appendix 1

**Accident:** Involves personal injury occurring on the public highway (including footways) in which at least one road *vehicle* or a *vehicle* in collision with a *pedestrian* is involved and which becomes known to the police within 30 days of its occurrence. One accident may give rise to several *casualties*.

**Casualty:** A person *killed* or *injured* in an *accident*. Casualties are sub-divided into *killed*, *seriously injured* and *slightly injured*.

**Fatal accident:** An accident in which at least one person is *killed*.

**Killed:** Human casualties who sustained injuries which caused death less than 30 days after the *accident*. Confirmed suicides are excluded.

**KSI:** *Killed* or *seriously injured*.

**Serious injury:** An injury for which a person is detained in hospital as an “in-patient”, or any of the following injuries whether or not they are detained in hospital: fractures, concussion, internal injuries, crushings, burns (excluding friction burns), severe cuts, severe general shock requiring medical treatment and injuries causing death 30 or more days after the *accident*. An injured *casualty* is recorded as *seriously* or *slightly injured* by the police on the basis of information available within a short time of the *accident*. This generally will not reflect the results of a medical examination, but may be influenced according to whether the casualty is hospitalised or not

**Slight injury:** An injury of a minor character such as a sprain (including neck whiplash injury), bruise or cut which are not judged to be severe, or slight shock requiring roadside attention. This definition includes injuries not requiring medical treatment.

In 2015 the DfT started to record Serious casualties as either Less Serious, Moderately Serious, and Very Serious based on the following injuries, but are not currently publishing the results.

### **LESS SERIOUS**

OTHER HEAD INJURY

DEEP CUTS/LACERATIONS

FRACTURED ARM/COLLARBONE/HAND

FRACTURED LOWER LEG/ANKLE/FOOT

### **MODERATELY SERIOUS**

MULTIPLE SEVERE INJURIES, CONSCIOUS

DEEP PENETRATING WOUND

OTHER CHEST INJURY, NOT BRUISING

FRACTURED PELVIS OR UPPER LEG

LOSS OF ARM OR LEG (OR PART)

### **VERY SERIOUS**

MULTIPLE SEVERE INJURIES, UNCONSCIOUS

INTERNAL INJURIES

SEVERE CHEST INJURY, ANY DIFFICULTY BREATHING

SEVERE HEAD INJURY, UNCONCIOUS  
BROKEN NECK OR BACK  
**FATAL**  
DECEASED